

France leads the way in a competitive Europe


January 2026

01

Choose France,
Embrace Europe

The European Union: Direct access to the world's largest single market

A free trade area among Member States

The world's

#2

economic power,
generating **18%** of global GDP
in 2024

United States: **26%**

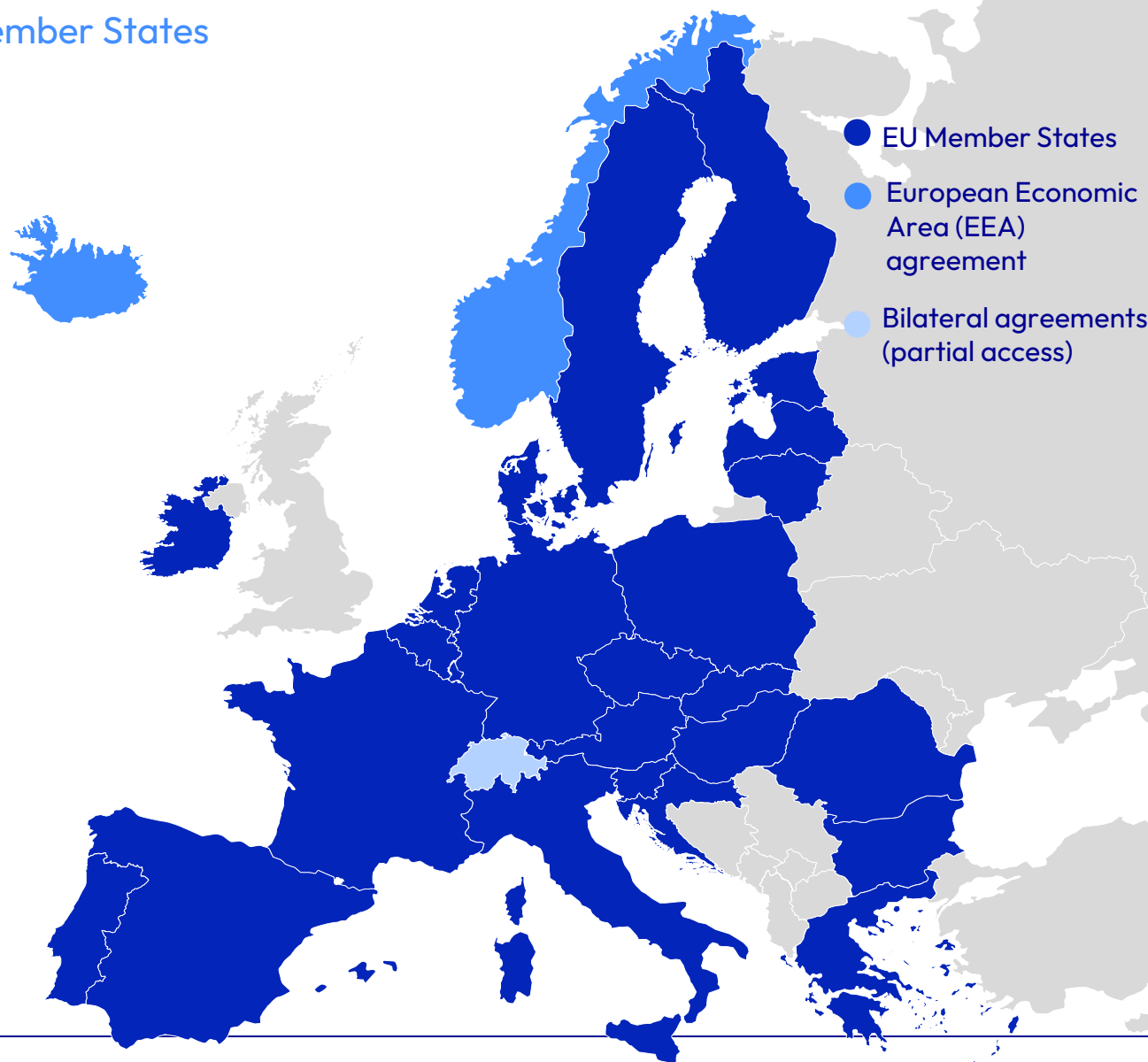
China: **17%**
(IMF, 2024)

450 million

consumers
(Eurostat, 2024)

€10 trillion

in total savings
held by European households
(European Commission)



France, the

#2

European market, with more
than **68 million consumers**
(Eurostat, 2024)

In 2024,

54%

of French exports were
destined for EU countries,
circulating freely without any
customs duties
(French Customs Authorities, 2025)

The European Single Market: A strong economic base for growth



The euro's share of global foreign exchange reserves in 2024

20%

The #2 currency in the world
(ECB, 2025)

Growth projection

Euro zone

+1,4 %

United States

+2,1%

Impacts of global trade and geopolitical tensions on growth forecasts


Euro zone

+0,4 %

United States

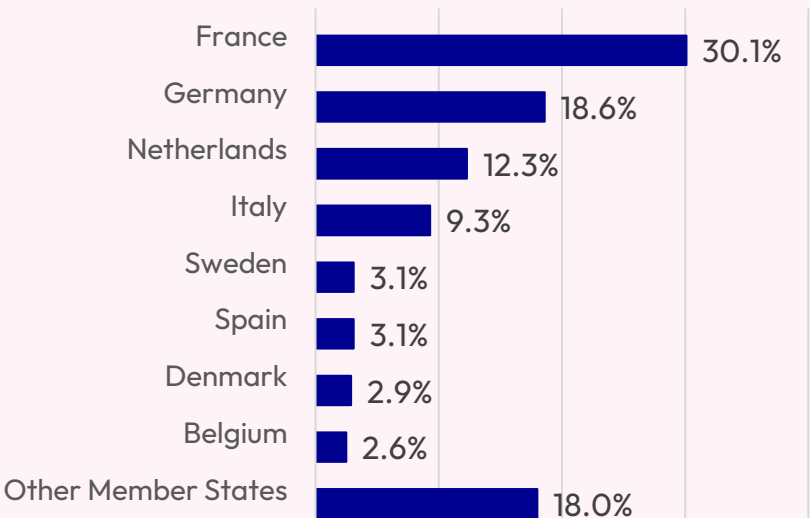
-0,6 %

(IMF, Revision of forecasts between January 2025 and January 2026)



Asset Management Market Shares by EU Country

(%, data as of end 2023)



30% European market share held by France.
Three-quarters of investments are directed to the EU.

(AFG, 2025)

Strong appeal of the Paris Stock Exchange

#1

in the EU
#4 in the world
(OFEX, 2025)

Controlled inflation

+1.1%

in France year-on-year
by the end of 2025,
compared to +2.7% in
the United States
(IMF, 2025)

Unemployment

7.7%

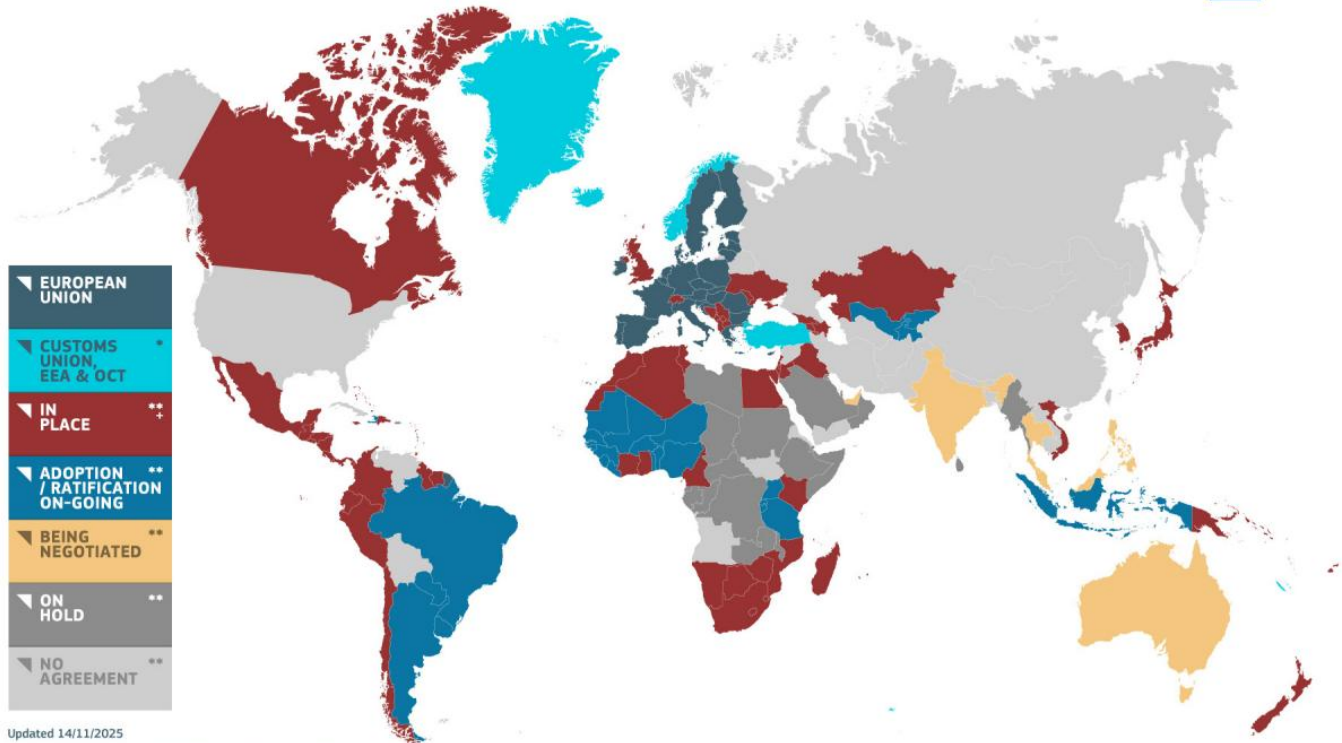
still close to its lowest levels
in 40 years
(INSEE, data for Q3, 2025)



An ambitious European trade policy, designed to help businesses to make strategic sourcing decisions

76 Free Trade Agreements to remove tariff barriers and trade formalities

EU Trade agreements 2025



Updated 14/11/2025

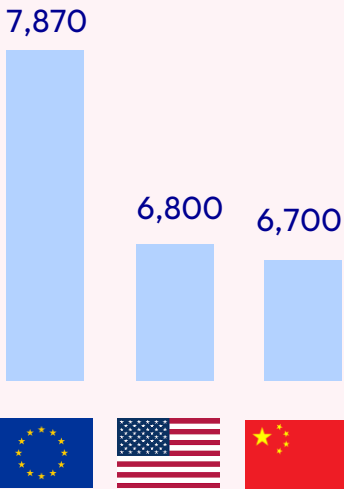
* European Economic Area (EEA) / Overseas Countries and Territories (OCT).
** Free Trade Agreement (FTA), Deep and Comprehensive Free Trade Agreement (DCFTA), Enhanced Partnership and Cooperation Agreement (EPCA), Partnership and Co-operation Agreement with preferential element (PCA).
+ The updated agreements with Tunisia, and Eastern and Southern Africa are currently being updated; the updated agreement with Chile is under ratification. The DCFTA with Georgia does not apply in South Ossetia and Abkhazia.

The designations employed and the presentation of material on this map do not imply the expression of any opinion whatsoever on the part of the European Union concerning the legal status of any country, territory, city or area or of its authorities, or concerning the delimitation of its frontiers or boundaries.

(European Commission, 2025)

The European Union, the global leader in goods and services trade

Value in € billion
(2024 data)



#5


largest global exporter of goods and services in 2024
(French Treasury Directorate)

151,200

French exporting businesses in 2024
(+7,200 year-on-year)
(French Customs Authorities)

The European Union at the forefront of climate action: Choosing decarbonization as a pathway to sustainable economic growth


An intermediate target of reducing greenhouse gas emissions by 55% by 2030



- €260 billion


in energy costs per year by 2040

- › Long-term contracts
- › Speeding up renewable energy procedures



+ €100 billion


in funding through the creation of an Industrial Decarbonization Bank



‘Made in Europe’

encouraged for strategic sectors in public procurement

And through the resilience criterion of the Net Zero Industry Act (NZIA)



Ensure robust measures against carbon leakage

CBAM operational in 2026 (covering steel, cement, aluminium, nitrogen fertilizers, hydrogen, and electricity imports)



France ranks 5th in the Sustainable Development Report, which measures overall progress made in achieving the Sustainable Development Goals established by the United Nations.

(Sustainable Development Report , 2025)

Ambitious goals found in the Green Industry Act (2023)

-41 million tonnes

of CO₂ equivalent by 2030

(France's carbon footprint = 644 Mt CO₂ (INSEE))

+€23 billion

in investments

+40,000

direct jobs

Europe committed to the transition to decarbonized electricity

The European energy mix, a key differentiator for competitiveness



#1

high and extra-high voltage
electricity transmission
network in Europe

#2

largest nuclear facilities in the world

95%

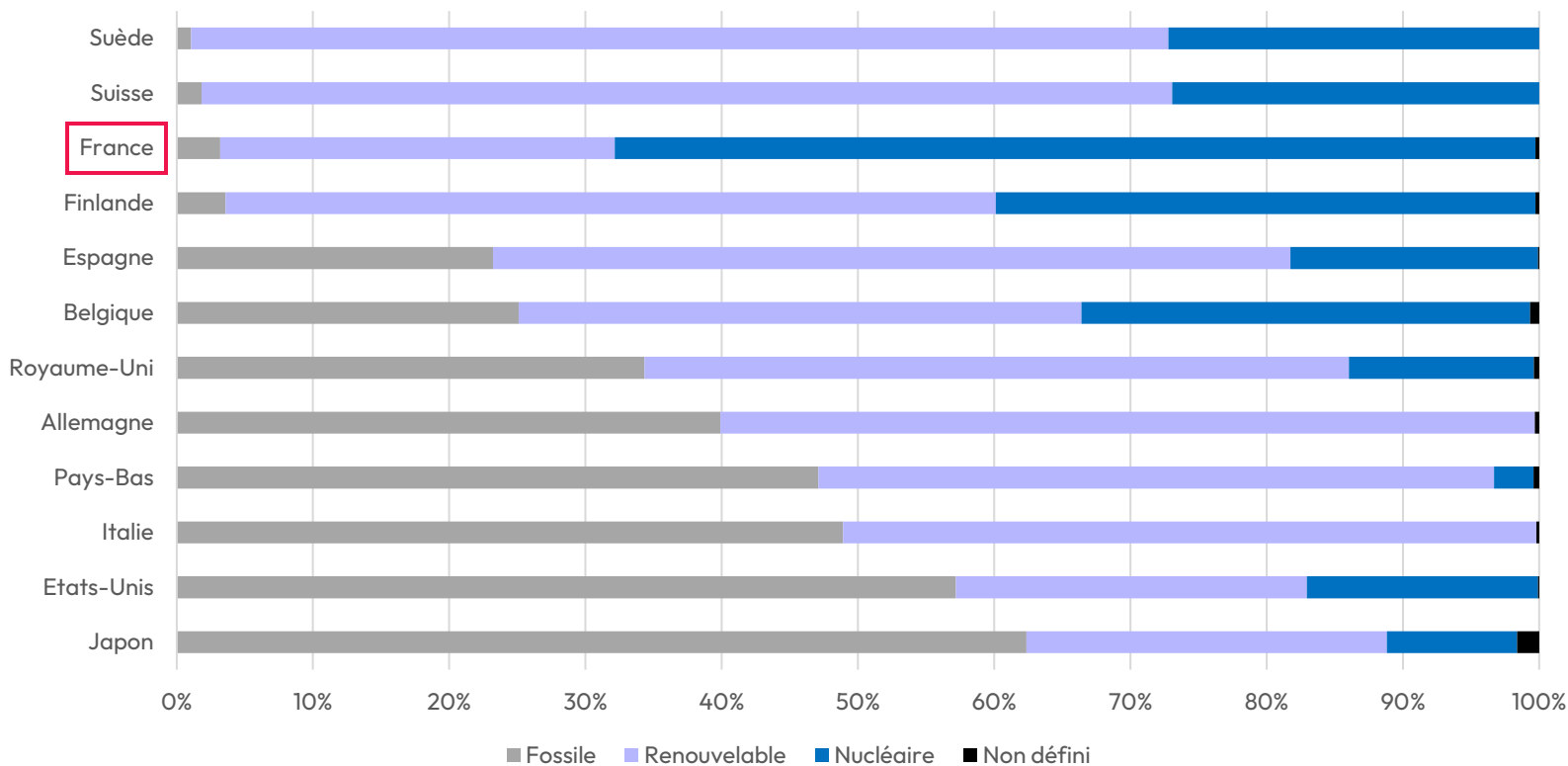
of the electricity produced in
France in 2024 was low-carbon
(nuclear energy or renewable
energies) (RTE, 2025)

CO₂ emissions of electricity
generated in France in 2024

21 g CO₂ eq/kWh

compared with an average of
292 g in the EU (2023) (RTE, 2025)

Electricity generation structure (January to September 2025)



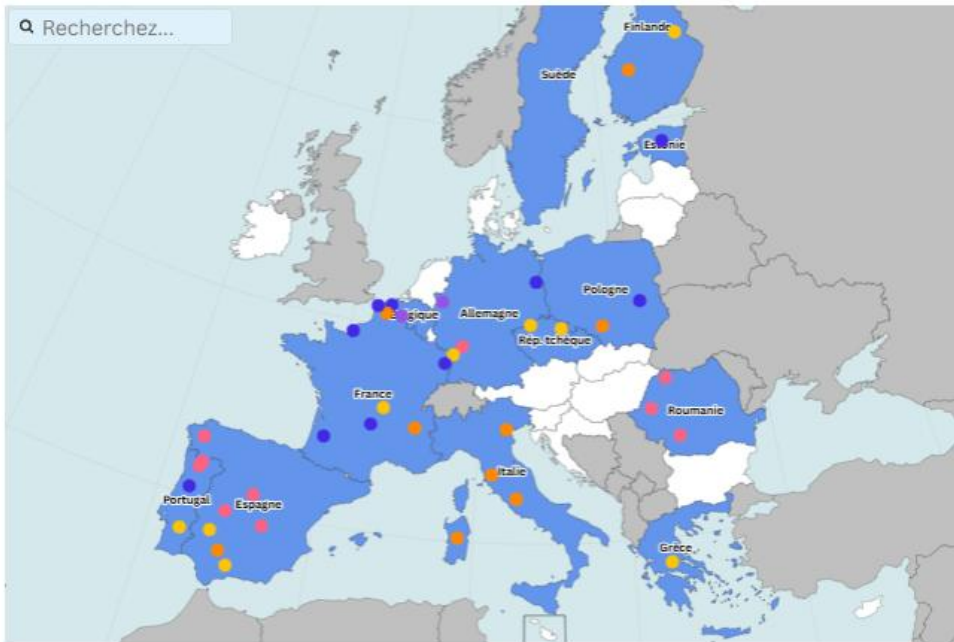
(International Energy Agency; Business France calculations)

European strategic directions

Reduce excessive dependencies, maintain and develop industrial capacity

Rare earths and critical materials: 47 strategic projects in the EU

■ Processing ■ Substitution ■ Extraction ■ Recycling ■ Extraction and processing



The exact locations of the sites have not been provided by the European Commission.
They are regional locations.

(European Commission; Toute l'Europe)

Creating a joint purchasing platform for
critical raw materials

Trans-Mediterranean intra-European cooperation to boost
the exchange of
energy and clean technologies

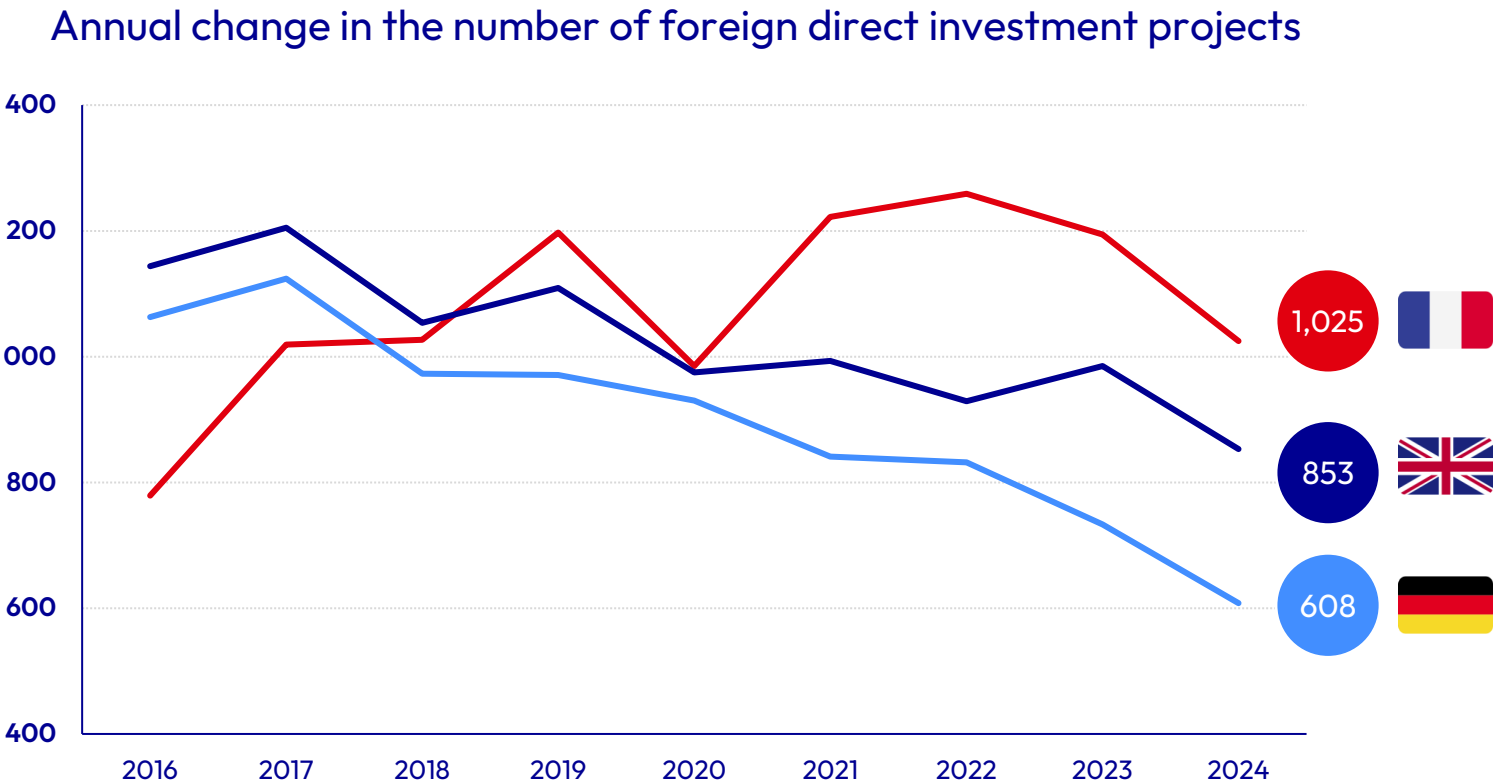
Action Plans by the European Commission to strengthen
competitiveness and accelerate decarbonization
Steel and metals – automotive –
chemicals – circular economy

Strengthening pan-European cooperation and
defense industrial capabilities

02

France strengthens its
economic attractiveness
in an uncertain global
context

France, the leading destination for foreign direct investment projects in Europe since 2019



(EY survey, 2025)

#1




European destination for industrial investment projects since 2017

#1



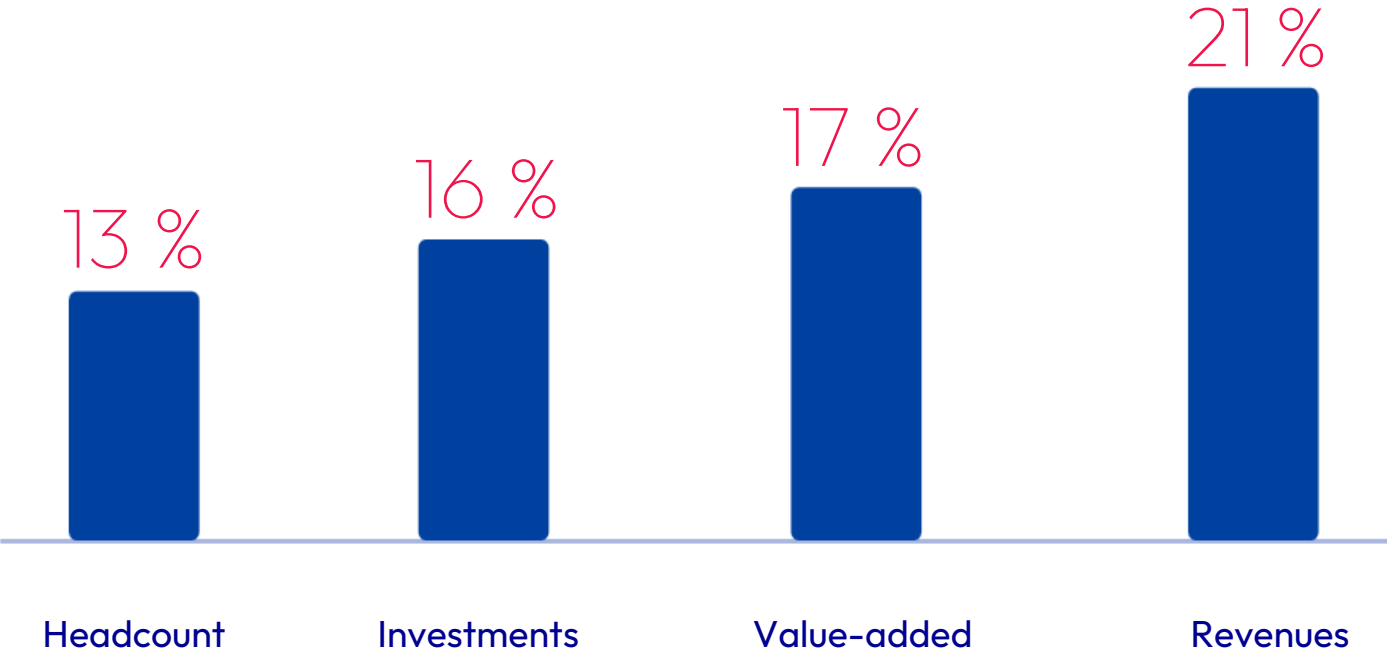
European destination for foreign investment in artificial intelligence in 2024



Opening up France to foreign investment – A powerful economic lever

Contribution of foreign-owned businesses to the French economy

(INSEE, Focus no. 368, November 2025)



50%

of the capital of French CAC 40 businesses was held by foreign investors in 2024

(Banque de France, December 2025)

41%

Contribution of foreign-controlled companies to France’s goods exports

(French Customs Authorities, April 2025)

France among Europe's most dynamic innovation ecosystems

#2

country in the EU in terms of R&D spending
(OECD, 2025)

#2


country in Europe by the number of patents filed
(WIPO, 2023)

Top beneficiary country
of the European Innovation Fund
as of November 2025 (14 winning projects)
(European Commission)

Opportunities for partnerships with internationally renowned players in research and innovation, such as:

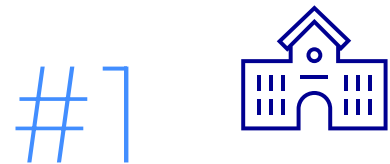
CNRS, CEA, Ecole Polytechnique, INRIA, Mines-Telecom, Paris Saclay

Accredited innovation clusters



(ANCT, November 2025)

A readily available and skilled workforce, prepared for the jobs of the future



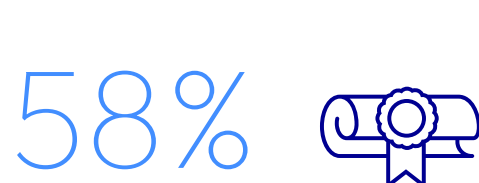
EU country in the Shanghai Rankings, with four universities in the top 100
(Shanghai Ranking, 2025)



Engineering graduates in France in five years
(French Ministry of National Education, Higher Education and Research, 2024)



The proportion of France's GDP invested in education in 2022
(Eurostat, 2025)



Of the active population with a higher education diploma or in a position with a high level of qualification
(Eurostat, 2025)



Skills and Professions of the Future

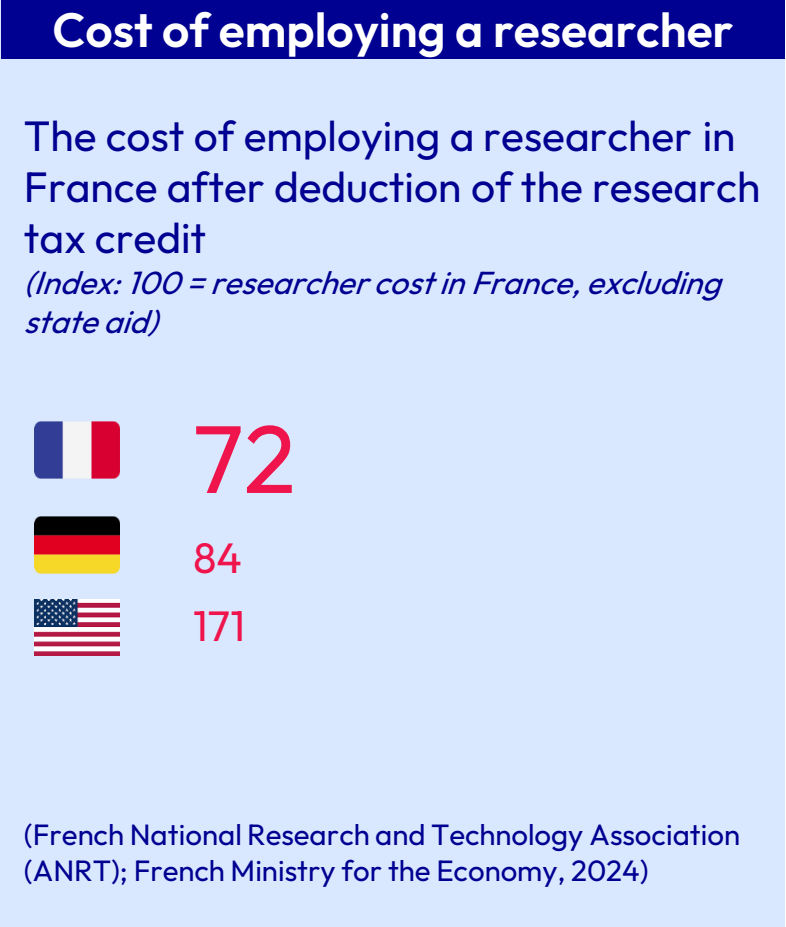
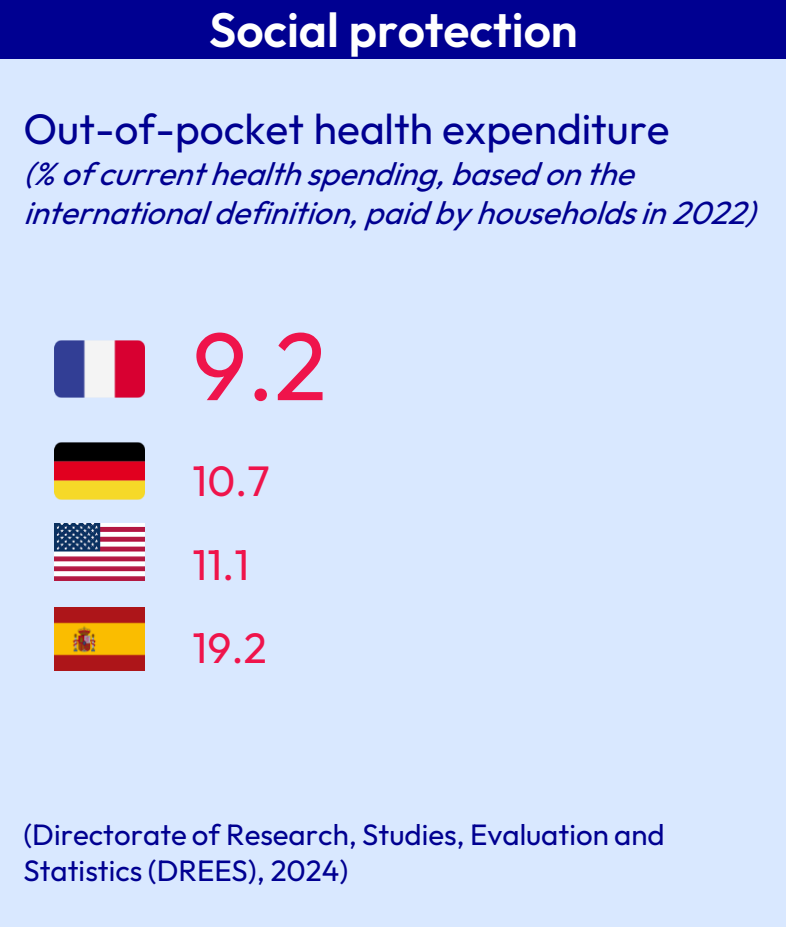

- › Aim: To train 400,000 people/year
- › Sectors: digital, decarbonization, biopharmaceuticals, electric vehicles, nuclear, hydrogen, etc.
- › €2.5 billion budget
- › €1.21 billion already invested, including €239 million in digital, particularly in artificial intelligence
- › 194 projects already supported



78 production schools Training for the jobs of the future




Putting labor costs in perspective



A privileged framework to attract international talent to France

Facilitating team mobility and recruiting key talent internationally: strategic advantages for businesses




Easier mobility

Talent permit

Up to four years, renewable
Allows the spouse to work

French Tech Visa


Dedicated procedures for Tech



Attractive personal tax regime


Dedicated taxation scheme for newcomers
(maximum duration of eight years)

126 bilateral tax treaties to avoid double taxation



High quality social security

74 countries (including the 27 EU Member States) connected to France through international social security agreements



Booming international education

More than 550 international programs
18 languages taught

Choose
France
for Science

Attracting researchers from around the world to pursue their work in Europe

Jointly funded by the state, universities, schools and research institutions

> > [Choose France for Science](#)



Welcome to France
HELPING YOU TO SETTLE IN
[welcometofrance.com](https://www.welcometofrance.com)


France has excellent infrastructure



Transmission operator in Europe (size of network, volume of investment, quality of electricity supply)



Data centers are already operating in France in 2024, the third most in Europe and the fifth most in the world
(France datacenter/EY, 2024)



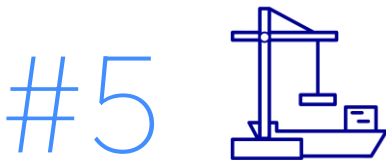
European country by length of high-speed rail lines
(SNCF, 2023)



European motorway network with 11,751 km (7,300 miles) of motorway and 9,473 km of national roads
(French Ministry of Transport, 2024)



European country for average internet speed and second in the world
(IMD, 2024)




European country by volume of river freight transport
(Eurostat, 2025)



A reformed business environment to foster company growth

Modernization, flexibilization, simplification and cost reductions: Achievements of the reform process since 2017



Lower corporate tax
from 33% to 25%
since 2022, in line with the European average

Decrease in production taxes
-€10 billion/year
since 2021



Time limit for challenging a dismissal is
now limited to one year

Capping of compensation
for unfair dismissal



Environmental permit process
for an industrial site divided by two

Target: nine months
for any industrial project, subject to the
regulations on regulated facilities for
environmental protection (ICPE)



Social security
contribution exemptions
on low wages

Nominal unit labor cost*: **+4.3%** between
2022 and 2023
vs. **6.9%** in Germany, **6.2%** in Spain
EU average: **6.7%** (Eurostat, 2025)

* The ratio of labor costs to labor productivity

“France 2030”: An unprecedented €54 billion innovation support plan

To boost industrial competitiveness and future technologies throughout the innovation lifecycle

7,500
projects supported

+6,000
patent applications



155,000
direct jobs created

+18 Mt CO₂
saved annually thanks to
the projects undertaken

1 million
people trained for the
jobs of the future,
by 2030

€15 billion
remaining to be committed



Increased support for projects in:
artificial intelligence (AI), quantum technologies,
space, nuclear energy and dual-use technologies
(civilian and military)

A plan well underway
to support tangible projects



640,000 electric vehicles
produced annually in France,
with a target of two million by
2030



€3.4 billion from “France
2030” (around 10%) has been
invested in projects focused on
artificial intelligence, or with a
strong AI component



47 biopharmaceuticals
produced in France




Four micro-launcher projects

(General Secretariat for Investment, 2025)

Flagship schemes to foster innovation and finance the green transition

Research tax credit

30% of spending on R&D
up to €100 million
and 5% above



Green industry investment tax credit (C3IV)*

Financing the production of key technologies

wind/solar panels/batteries/
heat pumps

Rates between 20% and 40%
Up to €150-200 million per business



* Currently being redefined and extended in the 2026 Finance Bill

Solutions to quickly set up a new plant in France

55 “France 2030” ready-to-use sites

- › Strategically prepared sites supported by the State
- › Objectives :
 - › Short-term availability
 - › Complete site inspection
 - › Pre-development
- › Simplified procedures
- › Control over processing times

Industrial brownfields: a significant reserve of developable land

- › 90,000–150,000 hectares of land reserves

63 sites to host data center projects, particularly for artificial intelligence applications

Interactive data maps

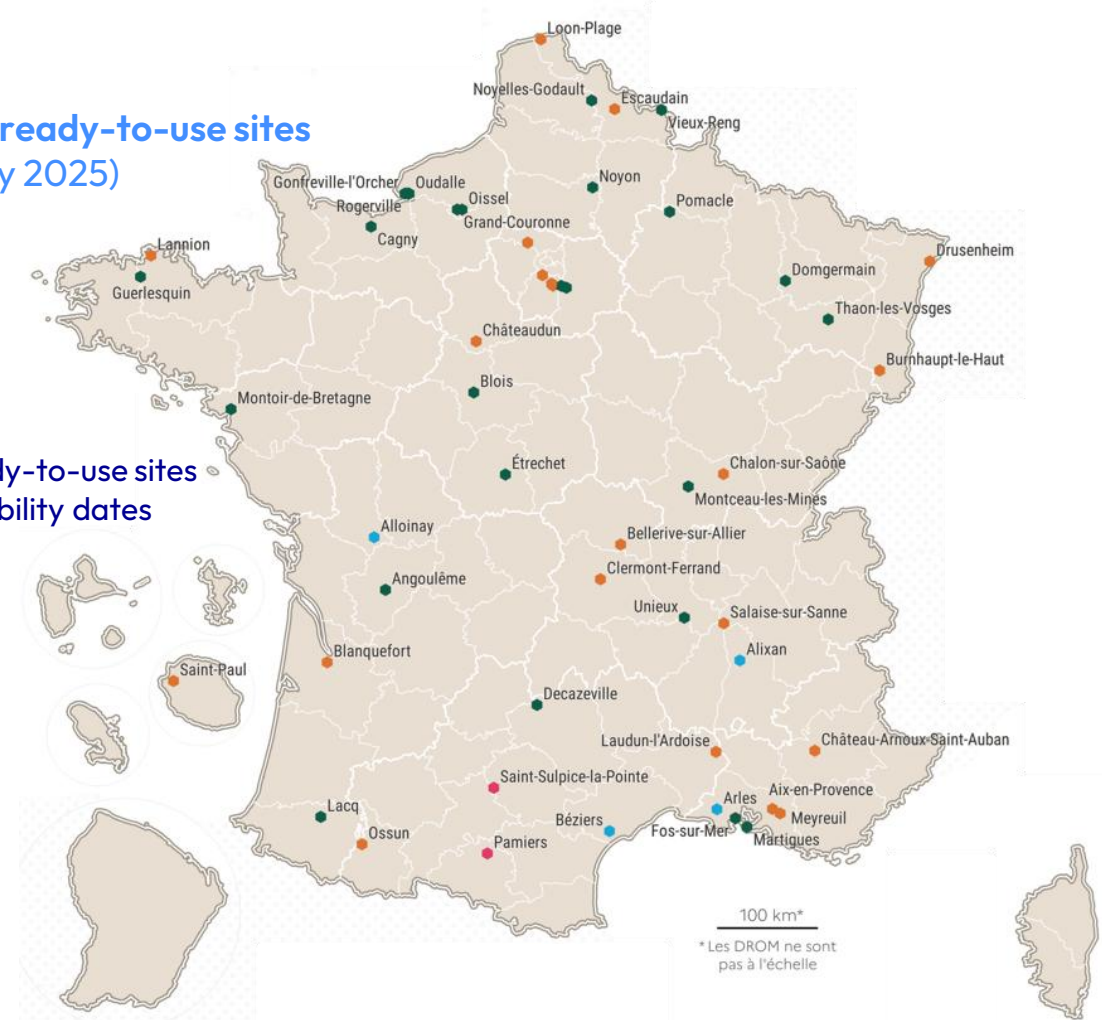
- › [France Foncier +](#): Economic land available
- › [Data Emploi](#): Talent pool
- › [Observatoire du déploiement de la 5G](#)

55

“France 2030” ready-to-use sites
(as of 13 January 2025)

Maturity level of ready-to-use sites
and estimated availability dates

- 2024
- 2025
- 2026 - 2027
- 2027 - 2030



(ANCT, 2025; Background map: IGN Admin Express 2023)

“Choose France”: An international summit dedicated to investors

231 projects announced, totaling nearly €88 billion in investments since 2018

The 2025 edition: a record-breaking summit

- › **53 announcements representing a total amount of €40,8 billion** (including the confirmation of 3 projects announced in February at the AI Summit for an amount of €20.8 billion)
- › **206 foreign CEOs**
- › **400 bilateral meetings** organised between public authorities and business leaders
- › **Two round-table discussions with the President of the Republic** on artificial intelligence and critical minerals
- › **Three thematic workshops** focusing on South Korea, the film industry, and tourism



© Elysée

Business France serves the international development of the French economy



INVEST

3,724

businesses met during in-depth business talks by Business France teams in 2024

1,817

projects presented to regional development agencies in 2024

26,081

jobs created or maintained, thanks to investment projects supported by Business France in 2024

- › **Provide support**, in the long term, to the international development of French businesses and those operating in France, particularly mid-size companies and SMEs.

EXPORT

12,292

SMEs and mid-sized companies supported in foreign markets

€1.83 billion

in additional export revenues

31,000

jobs created in France

- › **Promote** sectors of French excellence and the sectors of the future, to drive competitiveness and innovation.
- › **Support** the international development of French businesses and youth by developing the VIE International Internship Program.

V.I.E

11,555

VIEs in position in 120 countries

91%

of businesses recommend the VIE program

120,000+

beneficiaries of the VIE program since 2001

- › **Court and attract** foreign investments to France that create value and jobs, and welcome and support international talent.
- › **Promote** the business image of France, its firms and its regions.

In partnership with:



**MINISTÈRE
DE L'ÉCONOMIE,
DES FINANCES
ET DE LA SOUVERAINETÉ
INDUSTRIELLE, ÉNERGÉTIQUE
ET NUMÉRIQUE**

*Liberté
Égalité
Fraternité*

Direction générale
du Trésor



**MINISTÈRE
DE L'EUROPE
ET DES AFFAIRES
ÉTRANGÈRES**

*Liberté
Égalité
Fraternité*

Direction générale de la mondialisation

Direction de la diplomatie économique

